New Era Public School

Solved Assignment of Unit Ist (2020-21)

Class : 2nd **Subject : Mathematics A|B**

Topic : Numbers.

A) Write the number shown on the abacus below.

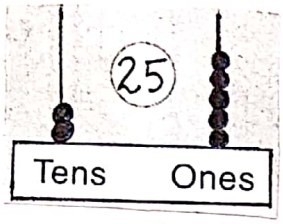

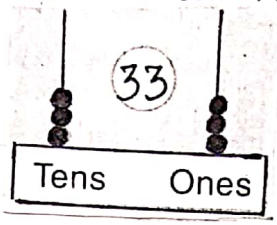

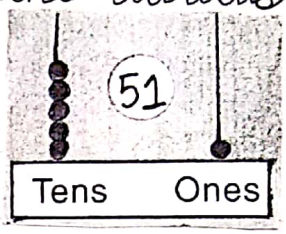

(Do rest of parts yourself)

B) Write each number in expanded form.

1. Seventy-two = 7 tens + 2 ones = 72
2. Sixty-six = 6 tens + 6 ones = 66
3. Forty-nine = 4 tens + 9 ones = 49

(Do rest of parts yourself)

C) Write the number name.

1. 38 = Thirty-eight.
2. 83 = Eighty-three.
3. 61 = Sixty-one.

(Do rest of parts yourself).

Ascending and Descending order.

A) Arrange in the ascending order.

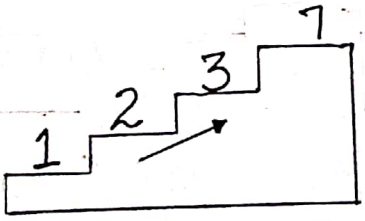

(7, 1, 3, 2)

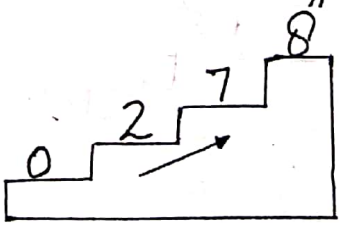

(8, 2, 7. 0

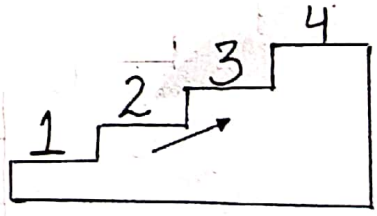

(4, 3, 1, 2)

(Do rest of parts yourself)

Scanned with CamScanner

B) Arrange in descending order.

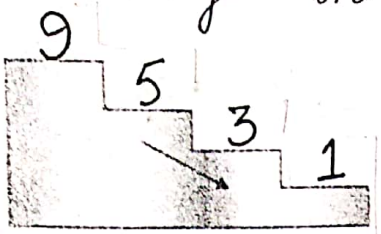

(1, 9, 3, 5)

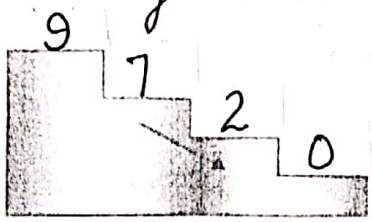

(9, 7, 2, 0)

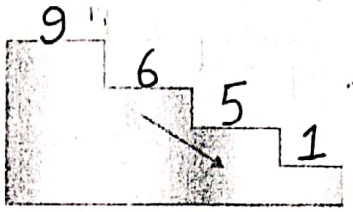

(5, 9, 6, 1)

(Do rest of parts yourself).

c) Arrange the following numbers in the ascending order

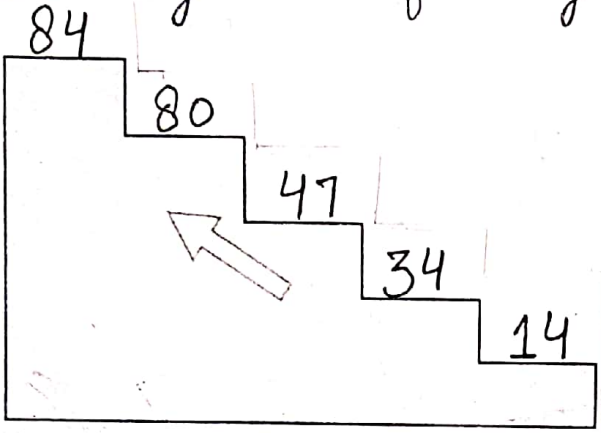

47	84	34	14	80

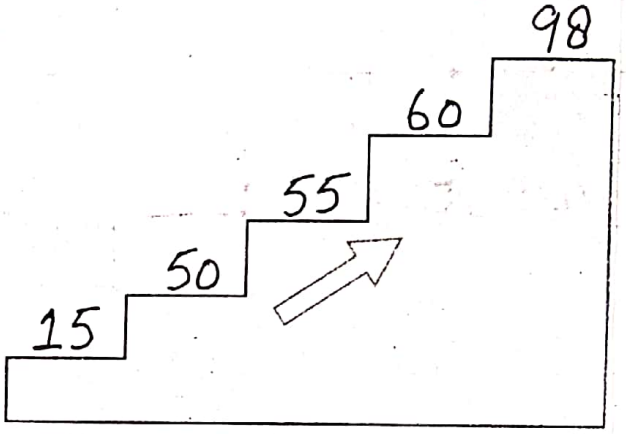

55	50	15	60	98

D) Arrange the following numbers in the descending order.

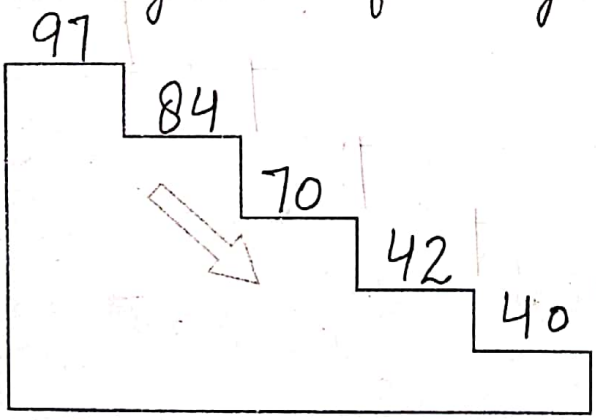

84	97	40	70	42

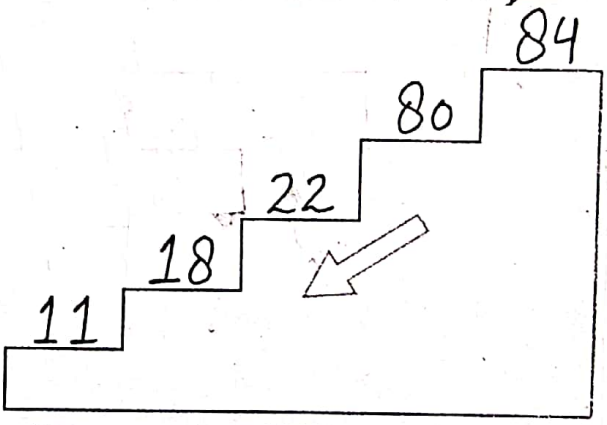

80	11	22	84	18

E) Arrange the following numbers in the ascending order.

49	24	93	83
32	64	34	43

24 49 83 93

32 34 43 64

(Do rest of parts yourself).

Scanned with CamScanner

F) Arrange the following numbers in the descending order.

97 87 77 28 | 77 87 28 97

49 47 28 26 | 26 47 28 49

(Do rest of parts yourself).

G) Arrange the following numbers in the ascending order.

96	4	24	94

4 24 94 96

92	28	56	26

26 28 56 92

(Do rest of parts yourself).

H) Arrange the following numbers in the descending order.

98 88 23 8 | 88 8 23 98

66 52 29 24 | 24 66 29 52

(Do rest of parts yourself).

Place value and Face value.

A) Write the 'face value' and 'place value' of the digits in the following numbers.

36 = 3 (tens) 6 (ones)	Face value of 3 is 3. Place value of 3 is 3 tens	Face value of 6 is 6. Place value of 6 is 6 ones.
63 = 6 (tens) 3 (ones)	Face value of 6 is 6. Place value of 6 is 6 tens	Face value of 3 is 3. Place value of 3 is 3 ones.

Scanned with CamScanner

B) Write the Place value of the circled numbers.

1(8) = 8 ones = 8.
(5)9 = 5 tens = 50.
(9)8 = 9 tens = 90.
8(7) = 7 ones = 7.

(Do rest of parts yourself).

Comparison of numbers.

A) Fill the symbols >, = or < in the circles.



(Do rest of the parts yourself).

B) Circle the greatest and underline the smallest numbers in the groups given below.

Group A	24	(44)	14	32
Group B	37	(74)	43	33
Group C	21	(39)	31	18
Group D	21	(91)	31	10
Group E	28	80	(91)	18

C) Fill the correct symbol (>, < or =).

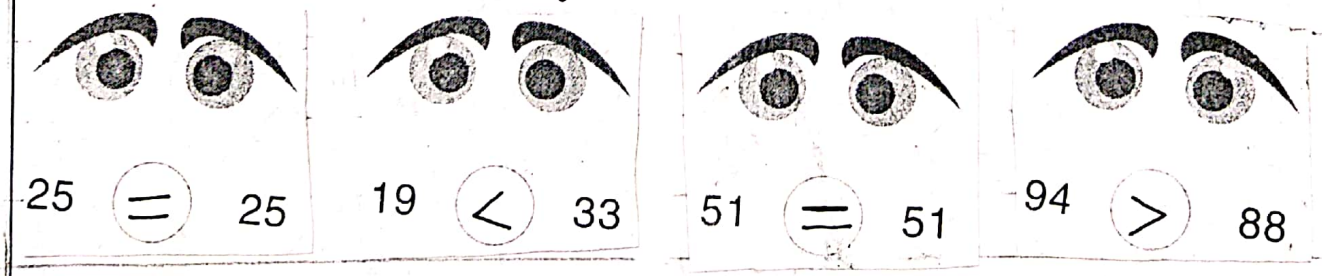

(Do rest of parts yourself).

Scanned with CamScanner

Hundred and Beyond.

A) Complete the abacus by drawing correct number of beads.

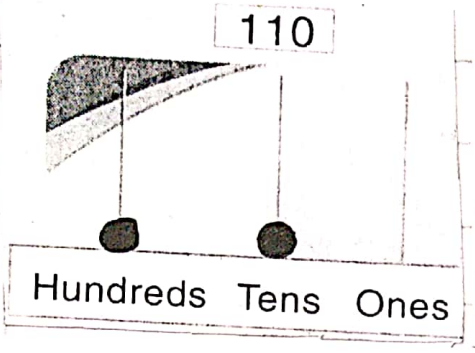

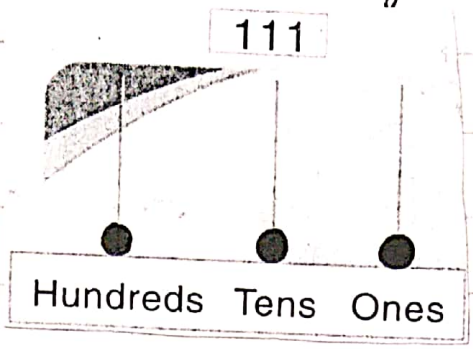

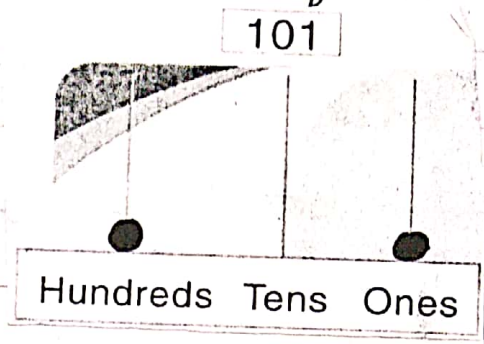

B) Write the correct number shown on the abacus.

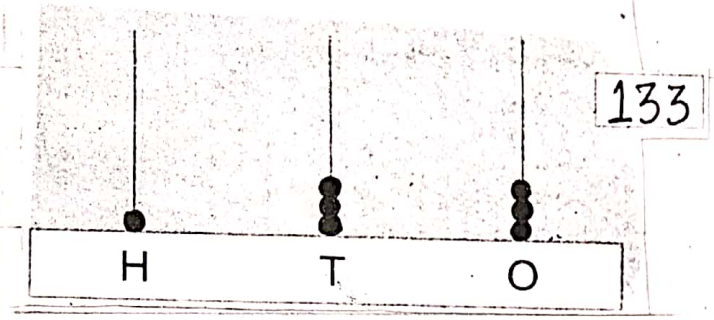

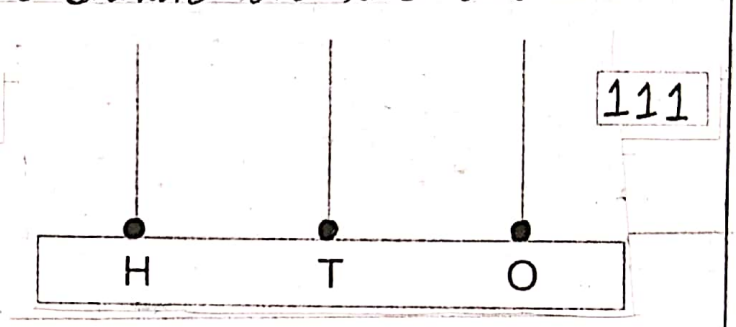

(Do rest of parts yourself).

Numerals and Number names.

A) Write the numerals.

One hundred eighty-three = 183
One hundred eighty = 180
One hundred forty-nine = 149
(Do rest of parts yourself).

B) Write the number names.

165 = One hundred sixty-five.
179 = One hundred seventy-nine.
145 = One hundred forty-five.
121 = One hundred twenty-one.
108 = One hundred eight.
(Do rest of parts yourself).

Scanned with CamScanner

Building large numbers

A) Write the number.

1) 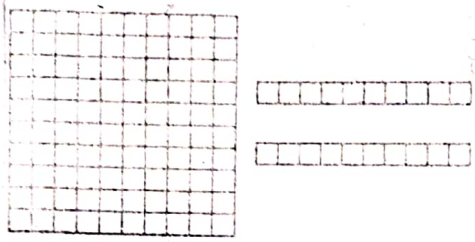

123

Hundred (1) Tens (2) Ones (3)

2) 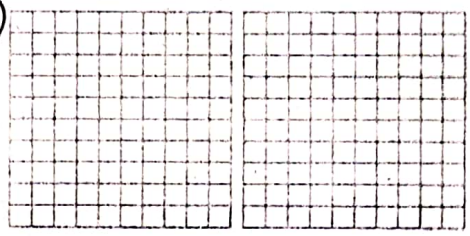

201

Hundreds (2) Ten (0) One (1)

B) Find the numbers.



104

One hundred four

Hundred (1) Ten (0) Ones (4)



241

Two hundred forty-one

Hundreds (2) Tens (4) One (1)

(Do rest of parts yourself).

Number Expansion

A) Expand and fill in the boxes.

345 = [3] hundreds + [4] tens + [5] ones

478 = [4] hundreds + [7] tens + [8] ones

952 = [9] hundreds + [5] tens + [2] ones

566 = [5] hundreds + [6] tens + [6] ones

(Do rest of parts yourself)

Scanned with CamScanner

B) Write the expanded form of the numbers.

264 = 200 + 60 + 4

427 = 400 + 20 + 7

382 = 300 + 80 + 2

(Do rest of parts yourself).

Fun Maths

Q. Write in expanded form.

476 = 400 + 70 + 6

419 = 400 + 10 + 9

980 = 900 + 80 + 0

(Do rest of parts yourself).

Three-Digit Numbers

A) Write the missing numbers.

101 102 103 104 105 106 107 108 109 110

111 112 113 114 115 116 117 118 119 120

121 122 123 124 125 126 127 128 129 130

131 132 133 134 135 136 137 138 139 140

141 142 143 144 145 146 147 148 149 150

151 152 153 154 155 156 157 158 159 160

161 162 163 164 165 166 167 168 169 170

171 172 173 174 175 176 177 178 179 180

181 182 183 184 185 186 187 188 189 190

191 192 193 194 195 196 197 198 199 200

Scanned with CamScanner

B) Write the missing numbers

201	202	203	204	205	206	207	208	209	210
211	212	213	214	215	216	217	218	219	220
221	222	223	224	225	226	227	228	229	230
231	232	233	234	235	236	237	238	239	240
241	242	243	244	245	246	247	248	249	250
251	252	253	254	255	256	257	258	259	260
261	262	263	264	265	266	267	268	269	270
271	272	273	274	275	276	277	278	279	280
281	282	283	284	285	286	287	288	289	290
291	292	293	294	295	296	297	298	299	300

C) Write the numbers on the abacus shown below.

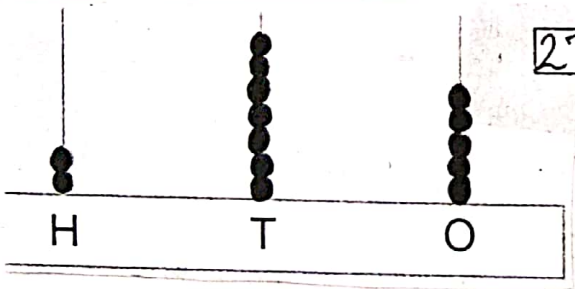

275

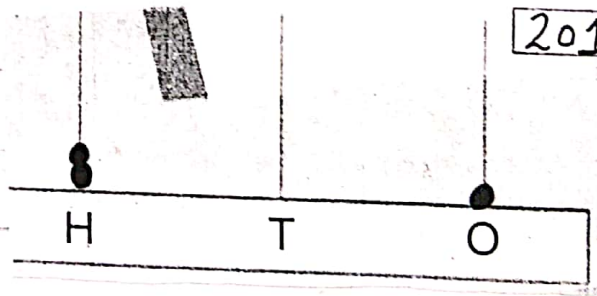

201

Scanned with CamScanner

D) Write the missing numbers.

301	302	303	304	305	306	307	308	309	310
311	312	313	314	315	316	317	318	319	320
321	322	323	324	325	326	327	328	329	330
331	332	333	334	335	336	337	338	339	340
341	342	343	344	345	346	347	348	349	350
351	352	353	354	355	356	357	358	359	360
361	362	363	364	365	366	367	368	369	370
371	372	373	374	375	376	377	378	379	380
381	382	383	384	385	386	387	388	389	390
391	392	393	394	395	396	397	398	399	400

E) Circle the given numbers on the number board given above.

333	357	388	309

F) Write the numbers on the abacus shown below.



321

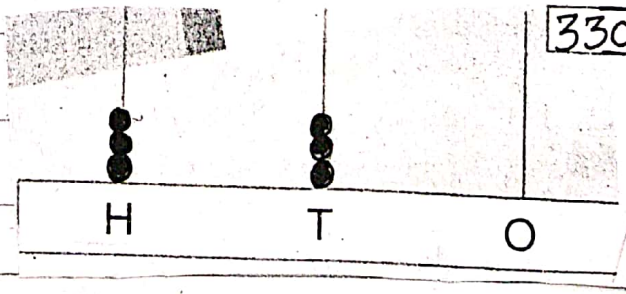

330

Scanned with CamScanner

G) Write the missing numbers.

401	402	403	404	405	406	407	408	409	410
411	412	413	414	415	416	417	418	419	420
421	422	423	424	425	426	427	428	429	430
431	432	433	434	435	436	437	438	439	440
441	442	443	444	445	446	447	448	449	450
451	452	453	454	455	456	457	458	459	460
461	462	463	464	465	466	467	468	469	470
471	472	473	474	475	476	477	478	479	480
481	482	483	484	485	486	487	488	489	490
491	492	493	494	495	496	497	498	499	500

H) Write the missing numbers.

501	502	503	504	505	506	507	508	509	510
511	512	513	514	515	516	517	518	519	520
521	522	523	524	525	526	527	528	529	530
531	532	533	534	535	536	537	538	539	540
541	542	543	544	545	546	547	548	549	550
551	552	553	554	555	556	557	558	559	560
561	562	563	564	565	566	567	568	569	570
571	572	573	574	575	576	577	578	579	580
581	582	583	584	585	586	587	588	589	590
591	592	593	594	595	596	597	598	599	600

Scanned with CamScanner

I) Write the missing numbers.

601	602	603	604	605	606	607	608	609	610
611	612	613	614	615	616	617	618	619	620
621	622	623	624	625	626	627	628	629	630
631	632	633	634	635	636	637	638	639	640
641	642	643	644	645	646	647	648	649	650
651	652	653	654	655	656	657	658	659	660
661	662	663	664	665	666	667	668	669	670
671	672	673	674	675	676	677	678	679	680
681	682	683	684	685	686	687	688	689	690
691	692	693	694	695	696	697	698	699	700

J) Write the missing numbers.

701	702	703	704	705	706	707	708	709	710
711	712	713	714	715	716	717	718	719	720
721	722	723	724	725	726	727	728	729	730
731	732	733	734	735	736	737	738	739	740
741	742	743	744	745	746	747	748	749	750
751	752	753	754	755	756	757	758	759	760
761	762	763	764	765	766	767	768	769	770
771	772	773	774	775	776	777	778	779	780
781	782	783	784	785	786	787	788	789	790
791	792	793	794	795	796	797	798	799	800

Scanned with CamScanner

K) Write the correct numbers shown on the abacus.

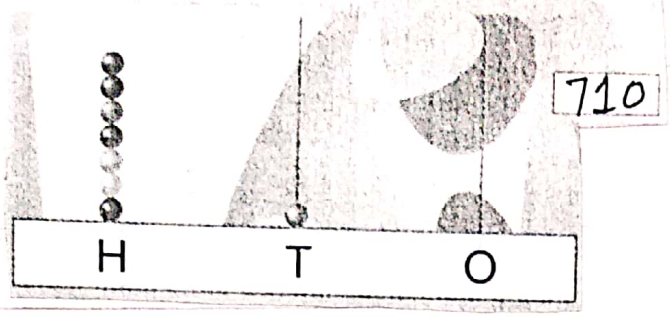

710

601

(Do rest of parts yourself).

L) Write the missing numbers.

801	802	803	804	805	806	807	808	809	810
811	812	813	814	815	816	817	818	819	820
821	822	823	824	825	826	827	828	829	830
831	832	833	834	835	836	837	838	839	840
841	842	843	844	845	846	847	848	849	850
851	852	853	854	855	856	857	858	859	860
861	862	863	864	865	866	867	868	869	870
871	872	873	874	875	876	877	878	879	880
881	882	883	884	885	886	887	888	889	890
891	892	893	894	895	896	897	898	899	900

M) Circle the given numbers on the number wall given above.

819	814	801	891	876	875

N) Write the numbers shown on the abacus.

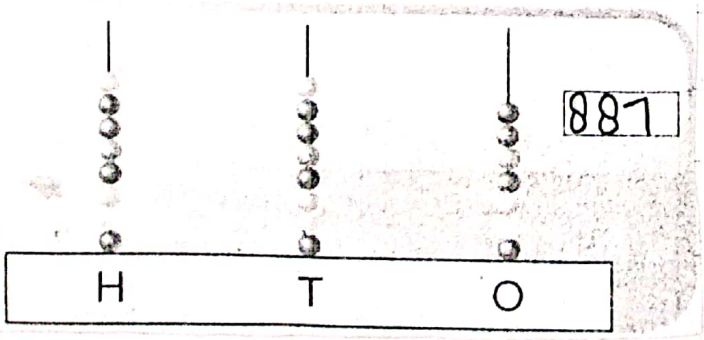

887

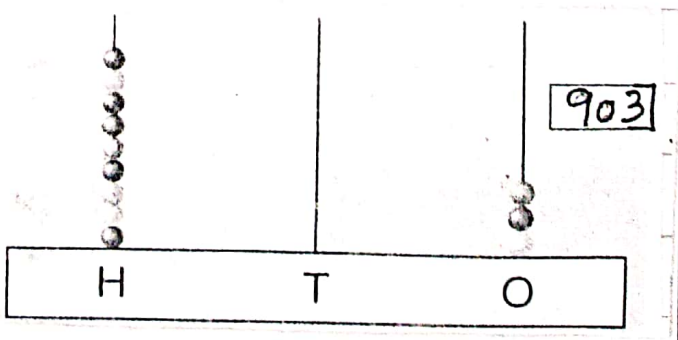

903

Scanned with CamScanner

Q) Write the number that comes (a) before and (b) after.

a)

834	833
383	382
640	639
478	477

b)

892	893
216	217
376	377
750	751

Fun Maths

Q. Write the missing numbers on the number wall given below.

901 902 903 904 905 906 907 908 909 910
911 912 913 914 915 916 917 918 919 920
921 922 923 924 925 926 927 928 929 930
931 932 933 934 935 936 937 938 939 940
941 942 943 944 945 946 947 948 949 950
951 952 953 954 955 956 957 958 959 960
961 962 963 964 965 966 967 968 969 970
971 972 973 974 975 976 977 978 979 980
981 982 983 984 985 986 987 988 989 990
991 992 993 994 995 996 997 998 999 1000

One More Than Or One Less Than

A) Write 'One More Than'.

227 → 228

308 → 309

777 → 778

(Do rest of parts yourself).

B) Write 'One Less Than'.

108 → 107

992 → 991

197 → 196

(Do rest of parts yourself).

Scanned with CamScanner

Even and odd numbers.

A) Pair and write odd or even.

A	B
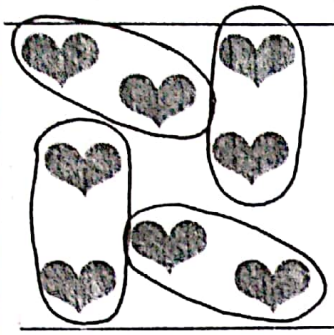	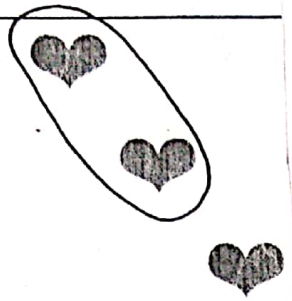
(8) EVEN	(3) ODD

A	B
	
(7) ODD	(6) EVEN

(Do other parts yourself).

Ordinal Numbers.

A) Match the following.

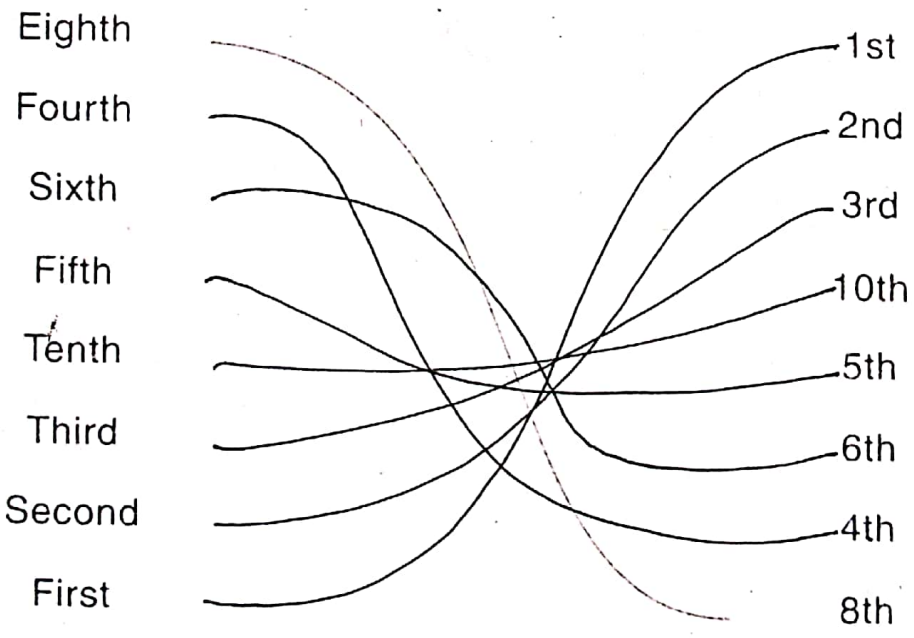

Scanned with CamScanner

Table of "2"	Dodging table of "2"	Table of "3"	Dodging table of "3"
2×1=2	2×9=18	3×1=3	3×9=27
2×2=4	2×12=24	3×2=6	3×12=36
2×3=6	2×18=36	3×3=9	3×18=54
2×4=8	2×8=16	3×4=12	3×8=24
2×5=10	2×15=30	3×5=15	3×15=45
2×6=12	2×3=6	3×6=18	3×3=9
2×7=14	2×17=34	3×7=21	3×17=51
2×8=16	2×14=28	3×8=24	3×14=42
2×9=18	2×20=40	3×9=27	3×20=60
2×10=20	2×4=8	3×10=30	3×4=12
2×11=22	2×16=32	3×11=33	3×16=48
2×12=24	2×1=2	3×12=36	3×1=3
2×13=26	2×11=22	3×13=39	3×11=33
2×14=28	2×5=10	3×14=42	3×5=15
2×15=30	2×19=38	3×15=45	3×19=57
2×16=32	2×2=4	3×16=48	3×2=6
2×17=34	2×10=20	3×17=51	3×10=30
2×18=36	2×6=12	3×18=54	3×6=18
2×19=38	2×13=26	3×19=57	3×13=39
2×20=40	2×7=14	3×20=60	3×7=21

Scanned with CamScanner

Geometry (page no. 108)

A. Find the number of each figure.

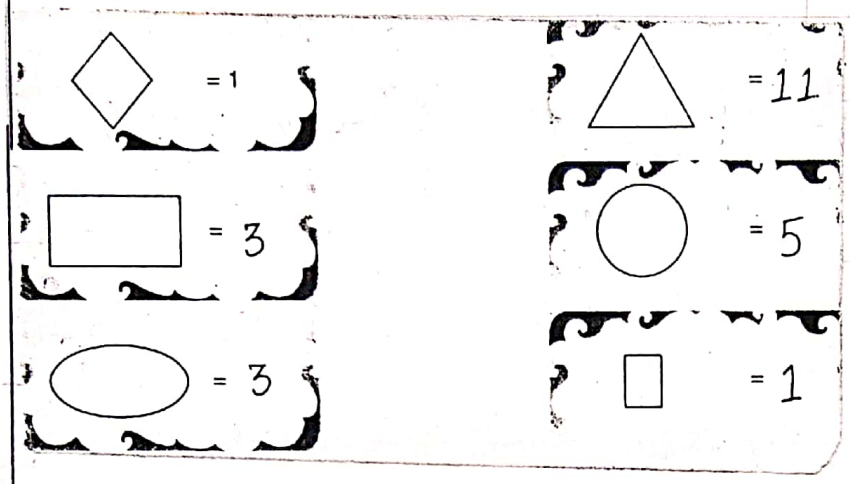



Q1: Draw and define a Square.

Ans:-

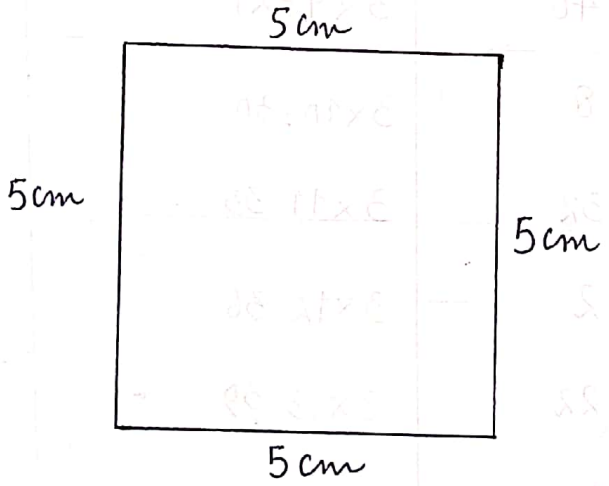

Square

A square is a plane shape with four corners and four sides. Its sides are equal. It has one face. Example Handkerchief

Scanned with CamScanner